







VACCINES WORK

<u>DISEASE</u>		CASES THEN*	CASES NOW**	<u>DECREASE</u>
WHOOPIING COUGH		19,878	1,275	93%
MEASLES		61,370	83	99%
CHICKENPOX		72,343	464	99%
MUMPS		43,671	94	99%
DIPHTHERIA		9,010	0	100%
POLIO		5,384	0	100%

Pub.: 140510

* Highest number of cases in a single year in the five years preceding vaccine introduction.

** Data for measles are from the Canadian Measles and Rubella Surveillance System (CMRSS). All other data are from the Canadian Notifiable Disease Surveillance System (CNDSS). Most recent report of cases in Canada in 2013. 2013 is the most recent validated data available for publication.